
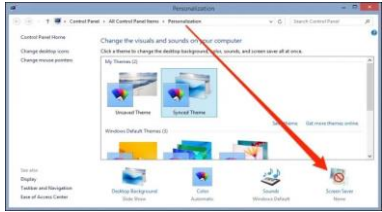



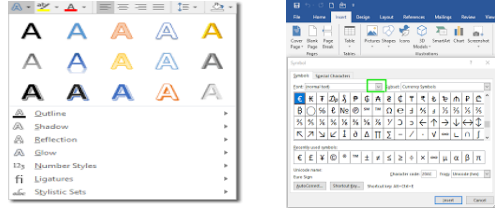
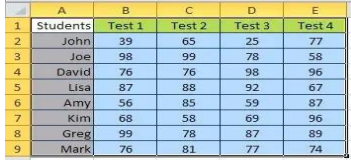
**VIDYA PRATISTHAN'S NEW BAL VIKAS MANDIR PIMPLI-BARAMATI**






**Annual Curriculum Plan 2023-2024**

**Subject- Information Technology**

**Class V A, B & C**

Month	Working days	Topic	Learning Outcomes	Subject Enrichment Activity (SEA)	Assesment
<b>First Term April 2023 - September 2023</b>					
April	22	Characteristics and Evolution of Computers	Will get the knowledge about history of computers and Generations of computers	<p>Look at the given pictures and write the name of the generations of the computers in which the given technologies were used.</p> 	
June	26	Windows 10	Students will be able to perform different settings like customizing the lock screen, Start menu, Themes and changing the desktop background.	<p>Hands on Training :</p> <p>i) setting different photos as desktop background.</p> <p>ii) setting the desired screen saver of their choice. and Customizing Start menu.</p> 	

Month	Working days	Topic	Learning Outcomes	Subject Enrichment Activity (SEA)	Assesment
July	26	1. Software and its Types 2. More on Microsoft Word 2010	* Students will be able to identify the difference between Application software and System software. * Students will learn to do- Page formatting, Setting margins, Page orientation and page size.	Name some application softwares and system softwares which are installed in a computer in the lab. <b>Hands on Training :</b> Page Orientation, Setting margins, printing and closing the document. <i>Examples of System &amp; Application Software</i> 	<b>First Unit Test</b>
August	23	Working with Styles and Objects	Students will be able to - i) insert Shapes, Word Art, Clip Art, special character and symbol. ii) apply effects to the text. iii) create a new text style.	Design your name, decorate the page in MS Word , take a print out and paste in your IT notebook. 	
September	24	Revision			<b>First Term Exam</b>
<b>Second Term October 2023- March 2024</b>					
October	17	Working with Tables	Students will be able to create and design tabular data in Word.	Create and design a table on Student data then insert rows and columns, merge and split the cells in a table. 	

Month	Working days	Topic	Learning Outcomes	Subject Enrichment Activity (SEA)	Assesment
November	25	Slide organisation in PowerPoint	Students will learn to- i) insert, edit, delete the text objects ii) Insert SmartArt and WordArt.	Design slides with SmartArt and WordArt. 	
December	20	Formatting a Presentation	Students will be able to- i) apply formatting effects, artistic effects, picture styles, indents. ii) working with slide master and slide outline	Prepare a PowerPoint presentation on a topic: Daily routine of your school	<b>Second Unit Test</b>
January	22	1. Microsoft Excel 2010 2. Algorithm and Flowchart	Students will be able to - i) edit the rows, columns and cells in Excel. ii) calculate sum by using Autosum function.	Prepare a timetable of your class in Excel. Print that timetable and paste it in your IT notebook. 	
February	23	The Internet and E-mail	Students will learn - i) different uses of internet ii) commonly used internet terms. iii) how to use an email account	Students will learn to compose a mail.   	
March			Revision		<b>Second Term Exam</b>